


N2XSERY 3 x (25-300)

mm² 3.6/6 kV

N2XSEFGbY-3 core CU XLPE PVC with SWA Armor



(Copper Conductor, XLPE Insulated, Copper Tape Screen, Galvanized Steel Wire Armor, PVC Sheathed)
Standard Specification : IEC 60502-2

Construction Data


Nom. Cross Section Area	Overall Diameter	Cable Weight
	approx.	approx.
mm ²	mm	kg/km
25	41.0	3,102
35	43.5	3,587
50	48.0	4,576
70	52.0	5,579
95	55.5	6,642
120	59.5	7,711
150	63.0	8,859
185	67.0	10,280
240	73.0	12,529
300	81.0	15,860

Application :

For installation in the ground, indoors, cable trunking and outdoors if increased mechanical protection is required or where high-pulling stresses may occur during installation or operation.

Special Features on Request

- Fire Resistance
- Oil Resistance
- UV Resistance
- Flame Retardant Cat. A, B, C
- Flame Retardant Non Category
- Anti Termite
- Anti Rodent
- Low Smoke Zero Halogen



Note :

Conductor Shape

25 - 300 sqmm supplied in compacted circular stranded (cm) conductor shape

Standard Packing

25 - 35 sqmm supplied in wooden drum @ 1000m

50 - 300 sqmm will be supplied in wooden drum on available length

Length Tolerance per drum ± 2%


Electrical Data

Conductor			Inductance	Current - Carrying Capacity at 30° C *		Short current circuit at 1 sec	
Nom. Cross Sect.	DC Resistance at 20°C	AC Resistance at 90°C		in air	in ground	Conductor	Screen
(mm ²)	Max. (Ω/km)	Max. (Ω/km)	Max. (mH/km)	Max. (A)	Max. (A)	Max. (kA)	Max. (kA)
25	0.727	0.927	0.342	155	148	3.58	1.03
35	0.524	0.668	0.325	188	176	5.01	1.03
50	0.387	0.494	0.313	224	207	7.15	1.03
70	0.268	0.342	0.296	279	253	10.01	1.03
95	0.193	0.247	0.285	337	302	13.59	1.03
120	0.153	0.196	0.276	386	342	17.16	1.03
150	0.124	0.160	0.268	438	382	21.45	1.03
185	0.0991	0.128	0.262	499	430	26.46	1.03
240	0.0754	0.099	0.255	584	495	34.32	1.37
300	0.0601	0.080	0.252	662	552	42.90	1.37

N2XSERY 3 x (25-300)

mm² 6/10 kV

N2XSEFGbY-3 core CU XLPE PVC with SWA Armor



(Copper Conductor, XLPE Insulated, Copper Tape Screen, Galvanized Steel Wire Armor, PVC Sheathed)
Standard Specification : IEC 60502-2

Construction Data

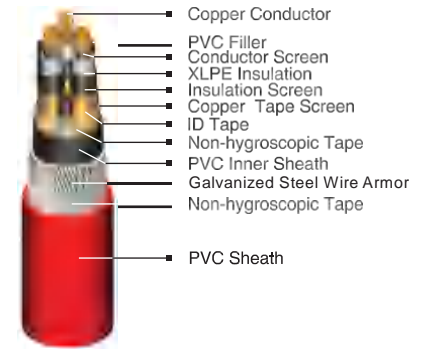
Nom. Cross Section Area	Overall Diameter	Cable Weight
	approx.	approx.
mm ²	mm	kg/km
25	46.5	3,907
35	50.0	4,496
50	52.5	5,103
70	56.5	6,093
95	60.5	7,262
120	64.0	8,309
150	67.5	9,448
185	71.0	10,884
240	78.5	14,033
300	83.5	16,345

Application :

For installation in the ground, indoors, cable trunking and outdoors if increased mechanical protection is required or where high-pulling stresses may occur during installation or operation.

Special Features on Request

- Fire Resistance
- Oil Resistance
- UV Resistance
- Flame Retardant Cat. A, B, C
- Flame Retardant Non Category
- Anti Termite
- Anti Rodent
- Low Smoke Zero Halogen



Note :

Conductor Shape

25 - 300 sqmm supplied in compacted circular stranded (cm) conductor shape

Standard Packing

25 sqmm supplied in wooden drum @ 1000m

35 - 300 sqmm will be supplied in wooden drum on available length


Length Tolerance per drum ± 2%

Electrical Data

Nom. Cross Sect. (mm ²)	Conductor		Inductance (mH/km)	Current - Carrying Capacity at 30° C*		Short current circuit at 1 sec	
	DC Resistance at 20°C (Ω/km)	AC Resistance at 90°C (Ω/km)		in air (A)	in ground (A)	Conductor (kA)	Screen (kA)
25	0.727	0.927	0.368	158	148	3.58	1.03
35	0.524	0.668	0.349	191	176	5.01	1.03
50	0.387	0.494	0.335	227	207	7.15	1.03
70	0.268	0.342	0.316	281	253	10.01	1.03
95	0.193	0.247	0.303	339	301	13.59	1.03
120	0.153	0.196	0.293	389	341	17.16	1.03
150	0.124	0.160	0.284	440	382	21.45	1.03
185	0.0991	0.128	0.277	501	430	26.46	1.37
240	0.0754	0.099	0.267	585	493	34.32	1.37
300	0.0601	0.080	0.261	663	551	42.90	1.37

N2XSERY 3 x (25-300) mm² 8.7/15 kV

N2XSEFGbY-3 core CU XLPE PVC with
SWA Armor



(Copper Conductor, XLPE Insulated, Copper Tape Screen, Galvanized Steel Wire Armor, PVC Sheathed)
Standard Specification : IEC 60502-2

Construction Data


Nom. Cross Section Area	Overall Diameter	Cable Weight
	approx.	approx.
mm ²	mm	kg/km
25	52.5	4,594
35	55.0	5,174
50	57.5	5,755
70	62.0	6,876
95	65.5	7,989
120	69.0	9,065
150	73.0	10,266
185	78.5	12,655
240	84.0	14,959
300	89.0	17,314

Application :

For installation in the ground, indoors, cable trunking and outdoors if increased mechanical protection is required or where high-pulling stresses may occur during installation or operation.

Special Features on Request

- Oil Resistance
- UV Resistance
- Flame Retardant Cat. A, B, C
- Flame Retardant Non Category
- Anti Termite
- Anti Rodent
- Low Smoke Zero Halogen



Note :

Conductor Shape

25 - 300 sqmm supplied in compacted circular stranded (cm) conductor shape

Standard Packing

25 - 300 sqmm will be supplied in wooden drum on available length
Length Tolerance per drum $\pm 2\%$


Electrical Data

Conductor			Inductance (mH/km)	Current - Carrying Capacity at 30° C*		Short current circuit at 1 sec	
Nom. Cross Sect. (mm ²)	DC Resistance at 20°C	AC Resistance at 90°C		in air	in ground	Conductor	Screen
	Max. (Ω/km)	Max. (Ω/km)		Max. (A)	Max. (A)	Max. (kA)	Max. (kA)
25	0.727	0.927	0.395	159	147	3.58	1.03
35	0.524	0.668	0.374	192	176	5.01	1.03
50	0.387	0.494	0.359	229	207	7.15	1.03
70	0.268	0.342	0.338	283	252	10.01	1.03
95	0.193	0.247	0.324	341	300	13.59	1.03
120	0.153	0.196	0.312	391	341	17.16	1.03
150	0.124	0.159	0.302	442	381	21.45	1.37
185	0.0991	0.128	0.294	503	428	26.46	1.37
240	0.0754	0.098	0.283	587	492	34.32	1.37
300	0.0601	0.080	0.275	664	550	42.90	1.37

N2XSERY 3 x (35-300)

mm² 12/20 kV

N2XSEFGbY-3 core CU XLPE PVC with SWA Armor



(Copper Conductor, XLPE Insulated, Copper Tape Screen, Galvanized Steel Wire Armor, PVC Sheathed)
Standard Specification : IEC 60502-2

Construction Data


Nom. Cross Section Area	Overall Diameter	Cable Weight
	approx.	approx.
mm ²	mm	kg/km
35	60.5	5,831
50	62.5	6,479
70	66.5	7,534
95	70.5	8,673
120	74.0	9,784
150	79.5	11,920
185	83.0	13,514
240	89.0	15,860
300	93.5	18,224

Application :

For installation in the ground, indoors, cable trunking and outdoors if increased mechanical protection is required or where high-pulling stresses may occur during installation or operation.

Special Features on Request

- Oil Resistance
- UV Resistance
- Flame Retardant Cat. A, B, C
- Flame Retardant Non Category
- Anti Termite
- Anti Rodent
- Low Smoke Zero Halogen



Note :

Conductor Shape

35 - 300 sqmm supplied in compacted circular stranded (cm) conductor shape

Standard Packing

35 - 300 sqmm will be supplied in wooden drum on available length
Length Tolerance per drum ± 2%


Electrical Data

Nom. Cross Sect. (mm ²)	Conductor		Inductance (mH/km)	Current - Carrying Capacity at 30° C *		Short current circuit at 1 sec	
	DC Resistance at 20°C	AC Resistance at 90°C		in air	in ground	Conductor	Screen
	Max. (Ω/km)	Max. (Ω/km)		Max. (A)	Max. (A)	Max. (kA)	Max. (kA)
35	0.524	0.668	0.395	193	175	5.01	1.03
50	0.387	0.494	0.379	229	206	7.15	1.03
70	0.268	0.342	0.357	284	252	10.01	1.03
95	0.193	0.247	0.341	343	300	13.59	1.37
120	0.153	0.196	0.328	393	340	17.16	1.37
150	0.124	0.159	0.318	444	380	21.45	1.37
185	0.0991	0.128	0.308	504	427	26.46	1.37
240	0.0754	0.098	0.296	587	491	34.32	1.37
300	0.0601	0.079	0.287	665	550	42.90	1.37

N2XSERY 3 x (50-300)

mm² 18/30 kV

N2XSEFGbY-3 core CU XLPE PVC with SWA Armor



(Copper Conductor, XLPE Insulated, Copper Tape Screen, Galvanized Steel Wire Armor, PVC Sheathed)
Standard Specification : IEC 60502-2

Construction Data


Nom. Cross Section Area	Overall Diameter	Cable Weight
	approx.	approx.
mm ²	mm	kg/km
50	76.0	9,043
70	80.5	10,271
95	84.0	11,550
120	87.5	12,764
150	91.5	14,133
185	95.5	15,733
240	100.5	18,203
300	106.0	20,795

Application :

For installation in the ground, indoors, cable trunking and outdoors if increased mechanical protection is required or where high-pulling stresses may occur during installation or operation.

Special Features on Request

- Oil Resistance
- UV Resistance
- Flame Retardant Cat. A, B, C
- Flame Retardant Non Category
- Anti Termite
- Anti Rodent
- Low Smoke Zero Halogen



Note :

Conductor Shape

50 - 300 sqmm supplied in compacted circular stranded (cm) conductor shape

Standard Packing

50 - 300 sqmm will be supplied in wooden drum on available length
Length Tolerance per drum ± 2%

Electrical Data

Conductor			Inductance	Current - Carrying Capacity at 30° C*		Short current circuit at 1 sec	
Nom. Cross Sect. (mm ²)	DC Resistance at 20°C	AC Resistance at 90°C		in air	in ground	Conductor	Screen
	Max. (Ω/km)	Max. (Ω/km)		Max. (A)	Max. (A)	Max. (kA)	Max. (kA)
50	0.387	0.494	0.421	232	205	7.15	1.37
70	0.268	0.342	0.396	287	250	10.01	1.37
95	0.193	0.247	0.378	345	298	13.59	1.37
120	0.153	0.196	0.364	395	338	17.16	1.37
150	0.124	0.159	0.351	445	378	21.45	1.37
185	0.0991	0.128	0.340	506	426	26.46	1.37
240	0.0754	0.098	0.326	589	490	34.32	1.37
300	0.0601	0.079	0.315	664	547	42.90	1.37